

TECHNICAL INFORMATION

FOR PROFESSIONAL USE ONLY

TROTON GOLD LINE GLASS FIBRE

PRODUCT

TROTON GOLD LINE GLASS FIBRE – – **Construction Polyester Putty.**
Hardener for the Polyester Putty.

PRODUCT DESCRIPTION

High quality glass fibre reinforced polyester putty for car repairs. Recommended for filling large dents and holes in vehicles, caravans and trailers:

- ✓ Strong adhesion to metal.
- ✓ Large hardness with high elasticity.
- ✓ Short hardening time.
- ✓ Good sanding properties.

Color - Greenish-grey.

Gloss Grade – Matt.

Density – 1,69 kg/l.

VOLATILE ORGANIC COMPOUNDS

VOC for the mixture = 30 [g/l]

The share of VOC is below 250 g/l. These products fulfill the EU directive (2004/42/EC) that sets the VOC value for this product category (IIB), as 250 g/l.

SUBSTRATE PREPARATION

The product has very good adhesion to various substrates. It can be applied over:


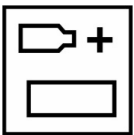



- ✓ Bare steel and aluminum after flatting and degreasing.
- ✓ Zinc coated, galvanized steel after flatting and degreasing.

- ✓ Sanded glass fibre (GFK/GRP), polyester putties, works primers and existing coatings in good condition.
- ✓ Wood substrate after flatting and degreasing.

We recommend sandpaper with gradations: P80÷P120.

Caution: *Do not apply the putty directly on the reactive primers, 1-pack acrylic and nitrocellulose products.*

APPLICATION PROCESS

	USE Glass fibre reinforced polyester putty for car repairs.						
	<table border="0"> <tr> <td>Mixing ratio</td><td>by weight</td></tr> <tr> <td>Putty</td><td>100 parts</td></tr> <tr> <td>Hardener</td><td>2 parts</td></tr> </table> <p>Stir thoroughly until achieving homogenous paste. Be careful not to create air inclusions.</p>	Mixing ratio	by weight	Putty	100 parts	Hardener	2 parts
Mixing ratio	by weight						
Putty	100 parts						
Hardener	2 parts						
	Layer thickness Putty can be applied in several thin coats. After each of them the product should dry through. Sand before applying the next coat. Pot life is 5÷6 minutes at 20°C						
	Hardening time 14÷16 minutes at 20°C. Temperature below 20°C significantly increases the hardening time.						
	Sanding Coarse sanding (dry): P80÷P150.						

FURTHER WORKS

Polyester putties can be over coated with:

- ✓ 2-pack polyester putties.
- ✓ 2-pack polyester spraying fillers.

TROTON Sp. z o.o.

Ząbrowo 14A; 78-120 Gościno; Poland

Tel/Fax: +48 94 35 126 22; Tel: +48 94 35 123 94; Website: www.troton.com.pl; Email: troton@troton.com.pl

GENERAL NOTES

- ✓ Excessive amounts of hardener will cause problems with bleaching of the topcoat!
- ✓ The rooms should be well ventilated.
- ✓ Tools should be washed directly after application.
- ✓ Use the efficient personal protection equipment during the 2K products application. Protect the eyes and air passages.

Caution: *To maintain safety, always follow the instructions given in the MSDS of the products.*

STORAGE

Store the product components in a sealed container, in dry and cool places, away from fire and heat sources, as well as direct sunlight.

Caution:

1. *Close the containers immediately after application*
2. *Protect the hardener from overheating!*

WARRANTY PERIOD

Troton Gold Line GLASS FIBRE – 12 months from the Date of Manufacture.
Hardener for the polyester putty – 18 months from the Date of Manufacture.

All information are based upon the precise laboratory studies and many years of experience. The good market position does not release us from the constant supervision of our products quality. However we are not responsible for the final effects of the improper storage or application of our products, as well as for work inconsistent with the good craft practice.

TROTON Sp. z o.o.
Ząbrowo, Poland.

TROTON Sp. z o.o.

Ząbrowo 14A; 78-120 Gościno; Poland

Tel/Fax: +48 94 35 126 22; Tel: +48 94 35 123 94; Website: www.troton.com.pl; Email: troton@troton.com.pl